

Anti-CCKBR Polyclonal Antibody

Product Details

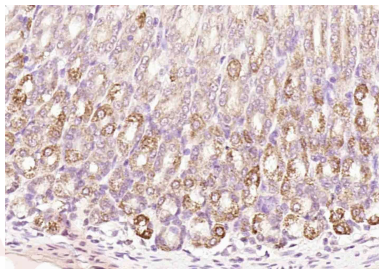
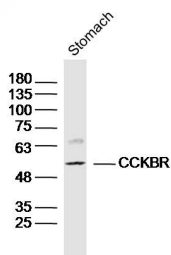
Ig Type: IgG
 Reactivity: Mouse,Rat (predicted:Human,Cow,Rabbit)
 Molecular Weight: Theoretical: 48 kDa. Actual: 48 kDa.
 Purification: Protein A purified

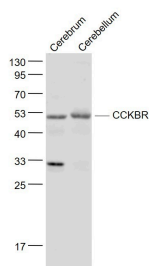
Applications

1. Sample: Stomach (Mouse) Lysate at 40 μ g
 Primary: Anti-CCKBR (TMAB-00304) at 1/300 dilution
 Secondary: IRDye800CW Goat Anti-Rabbit IgG at 1/20000 dilution
 Predicted band size: 48 kDa
 Observed band size: 53 kDa

2. Paraformaldehyde-fixed, paraffin embedded (rat stomach); Antigen retrieval by boiling in sodium citrate buffer (pH6.0) for 15 min; Block endogenous peroxidase by 3% hydrogen peroxide for 20 min; Blocking buffer (normal goat serum) at 37°C for 30 min; Antibody incubation with (CCKBR) Polyclonal Antibody, Unconjugated (TMAB-00304) at 1:200 overnight at 4°C, followed by operating according to SP Kit (Rabbit) instructions and DAB staining.

3. Sample:
 Cerebrum (Mouse) Lysate at 40 μ g
 Cerebellum (Mouse) Lysate at 40 μ g
 Primary: Anti-CCKBR (TMAB-00304) at 1/1000 dilution
 Secondary: IRDye800CW Goat Anti-Rabbit IgG at 1/20000 dilution
 Predicted band size: 48 kDa
 Observed band size: 48 kDa





Application: IF,IHC-Fr,IHC-P,WB

Recommended WB: 1:500-2000; IHC-P: 1:100-500; IHC-Fr: 1:100-500; IF: 1:100-500

Properties

Stability & Storage: Store at -20°C or -80°C for 12 months. Avoid repeated freeze-thaw cycles.

Shipping: Shipping with blue ice.

Antigen Details

Immunogen: KLH conjugated synthetic peptide: human Gastrin receptor

Antigen Species: Human

Gene ID: 887

Uniprot ID: P32239

Synonyms: Cholecystokinin 2 receptor;CCK2 R;CCK-BR;CCKBR;Gastrin receptor;CCK2-R;CCKR Type B; Gastrin\cholecystokinin brain receptor;CholecystokininB receptor;GASR;CCK-B receptor;CCK BR; CCKRB;CCK2 receptor;CCKB;CCK B receptor;Gastrin/cholecystokinin type B receptor;CCK B; Cholecystokinin2 receptor;CCKB receptor;Cholecystokinin B receptor

Biology Area: Obesity,Hypothalamic pituitary adrenal axis,More GPCR

Research Background

Receptor for gastrin and cholecystokinin. The CCK-B receptors occur throughout the central nervous system where they modulate anxiety, analgesia, arousal, and neuroleptic activity. This receptor mediates its action by association with G proteins that activate a phosphatidylinositol-calcium second messenger system. Isoform 2 is constitutively activated and may regulate cancer cell proliferation via a gastrin-independent mechanism.

Inhibitor · Natural Compounds · Compound Libraries · Recombinant Proteins

This product is for Research Use Only · Not for Human or Veterinary or Therapeutic Use

Tel:781-999-4286 E_mail:info@targetmol.com Address:34 Washington Street,Wellesley Hills,MA 02481