

Anti-Argonaute-2 Polyclonal Antibody

Product Details

| | |
|-------------------|---|
| Ig Type: | IgG |
| Reactivity: | Mouse (predicted:Human,Rat,Dog,Pig,Cow,Horse,Sheep) |
| Molecular Weight: | Theoretical: 97 kDa. Actual: 97 kDa. |
| Purification: | Protein A purified |

Applications

1. Paraformaldehyde-fixed, paraffin embedded (mouse kidney); Antigen retrieval by boiling in sodium citrate buffer (pH6.0) for 15 min; Block endogenous peroxidase by 3% hydrogen peroxide for 20 min; Blocking buffer (normal goat serum) at 37°C for 30 min; Antibody incubation with (AGO2) Polyclonal Antibody, Unconjugated (TMAB-00146) at 1:200 overnight at 4°C, followed by operating according to SP Kit (Rabbit) instructions and DAB staining.

2. Sample:

Spleen (Mouse) Lysate at 40 µg

Primary: Anti-eIF2C2 (TMAB-00146) at 1/1000 dilution

Verified Activity: Secondary: IRDye800CW Goat Anti-Rabbit IgG at 1/20000 dilution

Predicted band size: 97 kDa

Observed band size: 97 kDa

3. Sample:

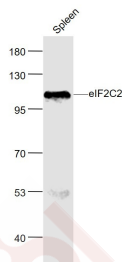
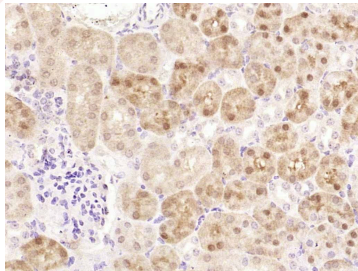
Uterus (Mouse) Lysate at 40 µg

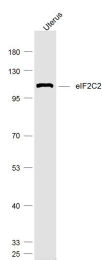
Primary: Anti-eIF2C2 (TMAB-00146) at 1/1000 dilution

Secondary: IRDye800CW Goat Anti-Rabbit IgG at 1/20000 dilution

Predicted band size: 97 kDa

Observed band size: 97 kDa





Application: IF,IHC-Fr,IHC-P,WB

Recommended WB: 1:500-2000; IHC-P: 1:100-500; IHC-Fr: 1:100-500; IF: 1:100-500

Properties

Stability & Storage: Store at -20°C or -80°C for 12 months. Avoid repeated freeze-thaw cycles.

Shipping: Shipping with blue ice.

Antigen Details

Immunogen: KLH conjugated synthetic peptide: human AGO2

Antigen Species: Human

Gene ID: 27161

Uniprot ID: Q9UKV8

Synonyms: EIF2C2;argonaute RISC catalytic component 2;Argonaute 2;Q10

Biology Area: RNAi,Nuclear Pore Complex,Argonaute and Piwi,Eukaryotic Initiation factors (eIF's)

Research Background

Eukaryotic translation initiation factor 2C (eIF2C) proteins (argonaute family) influence RNA interference (RNAi) as components of the RNA-inducible silencing complex (RISC) or microRNA (miRNA)-containing ribonucleoprotein particle (miRNP). Small RNAs, including small interfering RNAs (siRNAs) and miRNAs, can silence target genes through mechanisms that utilize RISC or miRNP particles. eIF2C1 (argonaute 1, AGO1, eIF2C, GERP95, Q99) and Dicer1 play a coordinated role in siRNA-mediated gene silencing. eIF2C2 (Slicer, argonaute 2, AGO2, Q10) is a RISC component that can concentrate in cytoplasmic processing bodies (P-bodies) and catalyze mRNA cleavage. Mammalian P-bodies contain mRNAs and have an association with miRNA-induced translational silencing and siRNA-induced mRNA degradation. Additional eIF2C proteins include eIF2C3 (argonaute 3, AGO3), eIF2C4 (argonaute 4, AGO4) and meIF2c5 (mouse argonaute 5).

Inhibitor · Natural Compounds · Compound Libraries · Recombinant Proteins

This product is for Research Use Only · Not for Human or Veterinary or Therapeutic Use

Tel:781-999-4286 E_mail:info@targetmol.com Address:34 Washington Street,Wellesley Hills,MA 02481